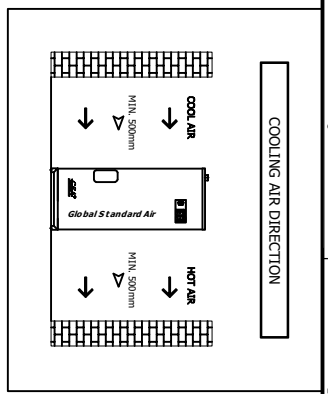
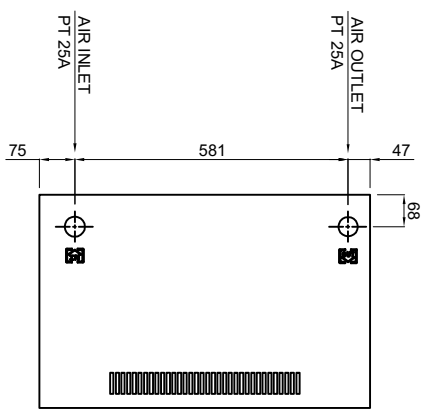
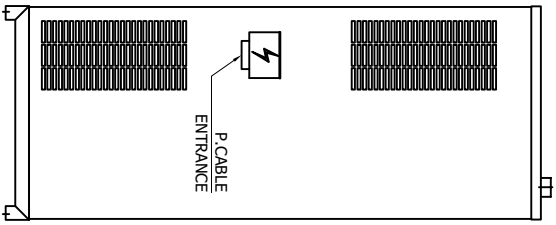
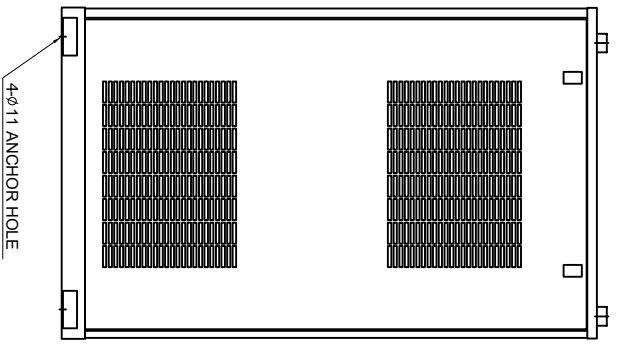
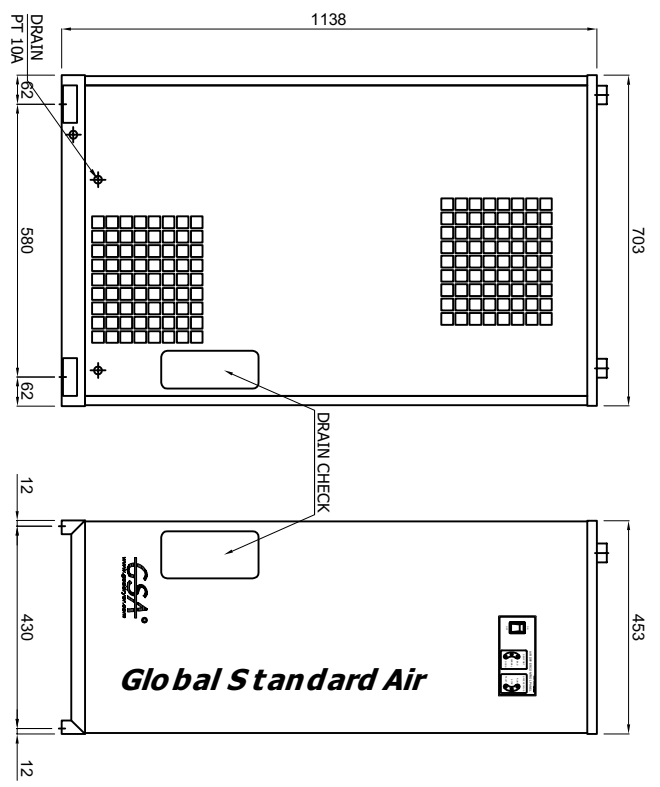
		Refrigerated Air Dryer High Inlet Temp. Type		Rev.	Date	Prepared By	Checked By	Approved By
				1	2020.09.15	PARK.W.T.	PARK.W.T.	KIM.H.W.
Project Name		-		Model Name		HYD-20HTNS		
SPECIFICATION								
1								
2	Supply Voltage	220V	Inlet Flow Rate	2.7	Nm3/min			
3	Phase	1PH	Inlet Pressure	7	barg			
4	Frequency	60Hz	Inlet Temp.	60	°C			
5	Control use	220V	Outlet Flow Rate	2.7	Nm3/min			
6	Fulid	Compressed Air	Outlet Pressure	6.6	barg			
7	Location	Indoor	Outlet Temp.	30±5	°C			
8	Design Code	Maker STD.	Pressure Drop	0.5	bar			
9	Area Class	Non-Hazardous	Outlet Dew Point	2~10	°C@PDP			
10			Design Pressure	9.7	barg			
11			Design Temperature	80	°C			
12			Ambient Temperature	32	°C			
CONSTRUCTION								
14	Refrigerant	R-134A	Ref. Control Device	Capillary Tube				
15	Ref. Compressor Type	Recipro Hemertic	Temp. Control Device	Hot Gas Bypass Valve				
16	Ref. Compressor Capacity	3/8 HP	Drain Trap Type	Auto Float				
17	Condenser Type	Air Cooled	Dimension (W x L x H)	453 X 703 X 1,138	mm			
18	Condenser Fan Motor	9 W	Weight	80	kg			
19	Condenser Fan Size	Ø230 mm	Power Consumption	0.53	kW			
20	Condenser Capacity	1/3 HP	Inlet Connection	25A	PT Female Screw			
21	Condenser Material	Aluminum & Copper	Outlet Connection	25A	PT Female Screw			
22	After Cooler Fan Motor	9 W	Drain Connection	15A	PT Female Screw			
23		1 EA	Color (Munsell)	5.7PB 4.1/9.9				
24	After Cooler Fan Size	Ø230 mm		5.7PB 2.9/3.5				
25	Heat Exchanger Type	Block						
26	Heat Exchanger Material	Aluminum						
STANDRAD FEATURES AND CONTROL								
28	Fan Controller	YES	Drain	YES				
29	Ref. High Pressure Switch	NO	Ref. Compressor	YES				
30	Overload Relay	NO	Ref. Filter Dryer	YES				
31	Power Relay for A/C Fan Motor	NO	Capillary Tube	YES				
32	Air Pressure Gauge	NO	Hot Gas Bypass Valve	YES				
33	Ref. Pressure Gauge	NO	Air Cooled Condenser	YES				
34	Moisture Indicator	NO						
35	After Cooler	YES						
36	Pre Filter	YES						
37	Line Filter	YES						
38	After Filter	YES						
NOTES								
40								
41								
42								
43								
44								
45								
46								



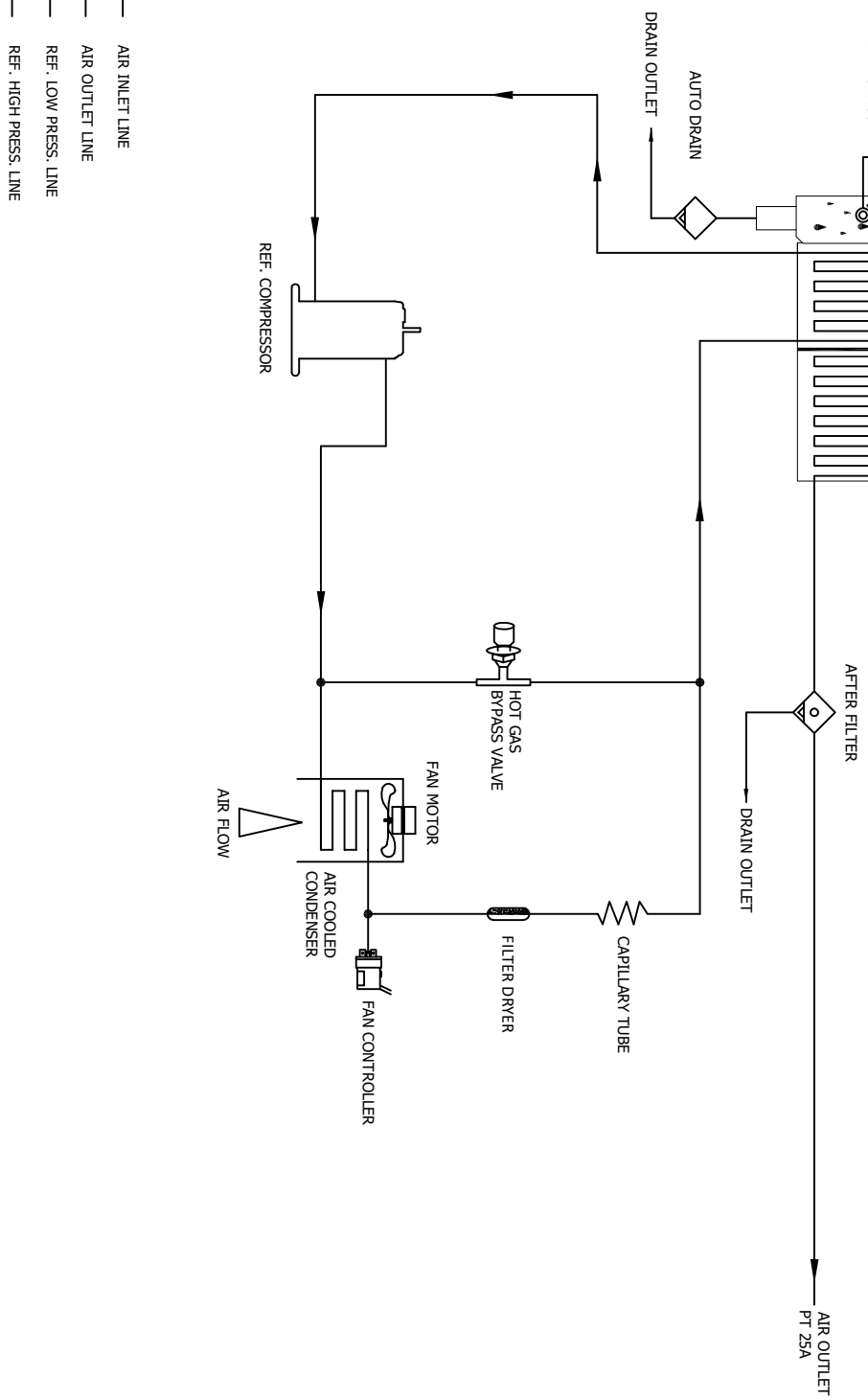
SPECIFICATION	
INLET AIR TEMPERATURE	60°C
AMBIENT TEMPERATURE	32°C
INLET AIR PRESSURE	7 barg
CAPACITY	2.7 Nm ³ /min
IN/OUT CONNECTION	PT 25A
DIMENSION(WXDxH, mm)	453x703x1138
WEIGHT	80 kg
POWER CONSUMPTION	0.53 kW
POWER SUPPLY	220V - 1PH - 60Hz



REV. NO.	DATE	DESCRIPTION	CHK.	APP.	DATE
1					
2					
3					
4					
5					
6					
7					
8					

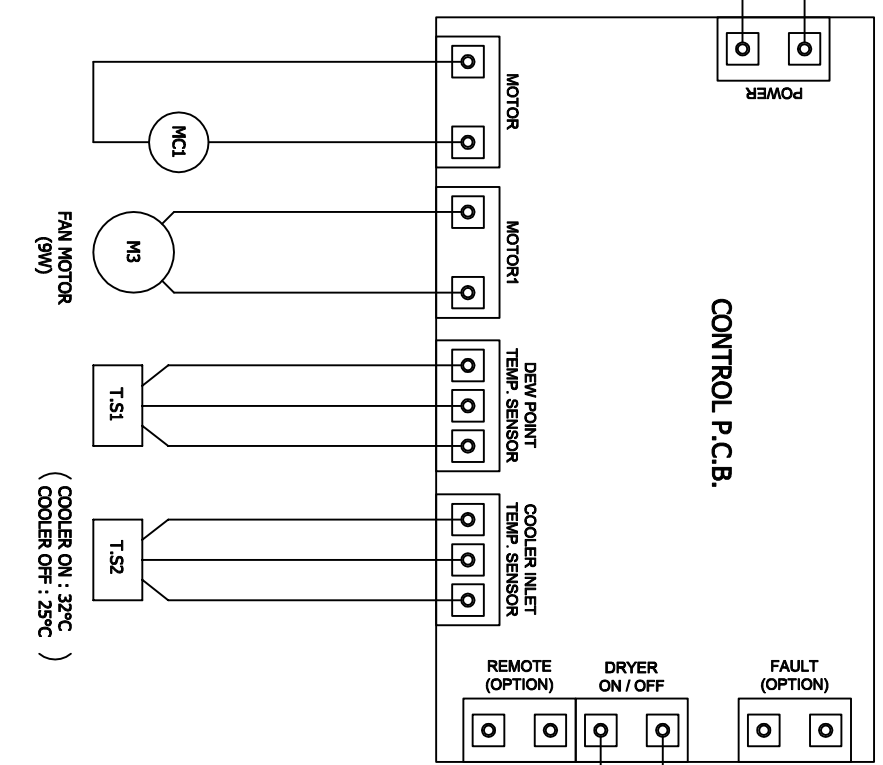
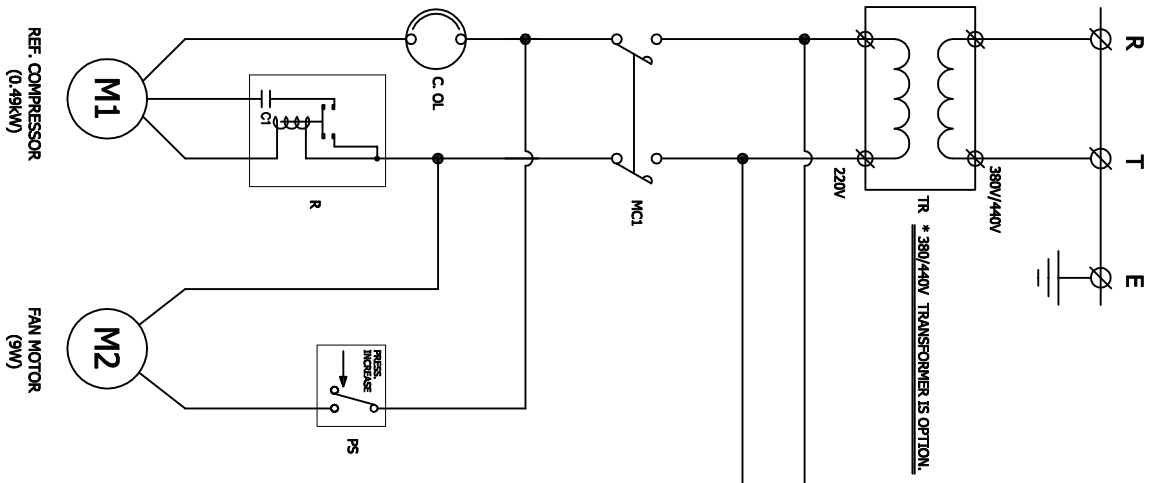
MANUFACTURER		GSA	
TITLE			
OUTLINE DRAWING			
ITEM NO.	1PH-20TRNE	EWG. NO.	GSA-HYD-002RH-TNS-01
SCALE	NONE	REV.	1

DEW POINT	2~10°C @ 1PPM		
INLET AIR PRESSURE	7.0 BARG		
INLET AIR TEMPERATURE	60°C		
CAPACITY	2.7 Nm ³ /min		
PRE FILTER	40 MICRON		
AFTER FILTER	1 PPM		
LINE FILTER	5 MICRON		
AFTER COOLER	A/C-25		
TEMP. SENSOR	COOLER CONTROL		
CAPILLARY TUBE	-		
H.G.B.V	-		
AUTO DRAIN	IN : PT 15A / OUT : 6A		
HEAT EXCHANGER	5 HP		
FILTER DRIVER	1/4"		
FAN CONTROLLER	7 ~ 12 BARG		
FAN MOTOR	9W, 4P #230		
A/C CONDENSER	(CONDENSING CAPACITY)		
REF. COMPRESSOR	3/8 HP (COOLING CAPACITY)		
NO.	PART NAME	DESCRIPTION	QTY



AIR INLET LINE
 AIR OUTLET LINE
 REF. LOW PRESS. LINE
 REF. HIGH PRESS. LINE

MANUFACTURER	GSA			
TITLE	PIPING & INSTRUMENTATION DRAWING			
ITEM NO.	1	2	3	4
SCALE	NONE	NONE	NONE	NONE
REV.	NO.	DATE	BY	APP'D
1				
2				
3				
4				
5				
6				
7				
8				
9				
10				
11				
12				
13				
14				
15				
16				
17				
18				
19				
20				



NO.	SYMBOL	DESCRIPTION
1	M1	REF. COMPRESSOR
2	M2	FAN MOTOR
3	M3	FAN MOTOR (AFTER COOLER)
4	R	RELAY
5	CI	RUNNING CAPACITOR
6	PS	FAN CONTROLLER
7	MCI	MAGNETIC CONTACTOR
8	TR	TRANSFORMER(OPTION)
9	T.S1	DEW POINT TEMP. SENSOR
10	T.S2	AFTER COOLER TEMP. SENSOR
11	C.O.L	REF. COMPRESSOR OVERLOAD
13	SW1	DRYER ON/OFF SWITCH

POWER SOURCE
AC 220/380/400V, 1ph, 50/60Hz

REV. NO.	DATE	DESCRIPTION	CHK.	APP.	DATE	APP.
1	2008.03.20	CHANGE OF CONTACTOR				
2	2008.11.26	ISSUED FOR REFERENCE				



WIRING DRAWING

ITEM NO.	1/17/2011/11/26	DRWG. NO.	GSA-HYD-0020HTNS-03	REV.	01
SCALE	NONE				